

# Venetian Plaster

100% Acrylic, Interior Decorative Finish



Elegant. Sophisticated. Infinitely Versatile.

# LaHabra

# *For a Finish Reminiscent of Old World*

## **The Perfect Finish Starts with LaHabra.**

Joining one of the largest lines of decorative finishes on the market, LaHabra Venetian Plaster is one of the few Venetian Plasters made in the United States today. Comprised of the highest quality ingredients using modern manufacturing methods and strict quality controls, it reflects an ongoing commitment by LaHabra Stucco to making home enhancement more practical by providing innovative products and technologies.



A pearlescent, Venetian Plaster finish adds elegance to any décor.

## **Achieve the Look and Feel of Artisan Craftsmanship.**

Giving walls, columns and ceilings a rich, elegant appearance, LaHabra Venetian Plaster is a 100% acrylic finish with unlimited design possibilities. With it, you can quickly and easily:

- Create the look of old world plaster, flatwork or a faux finish.
- Simulate the visual effect of marble, granite or semi-precious stones.
- Produce a polished, flat, pearlescent, metallic or iridescent patina.
- Use a variety of tools and techniques to reproduce almost any effect imaginable.




Venetian Plaster Topcoats can be used to create metallic highlights like those shown here where Copper, Aztec Gold and Bronze Topcoats have been applied over a Green Venetian Plaster Topcoat.

# Elegance




Azzurro



Blue Scuro



Blue Verde



Corallo Rosso



Espresso

## Create Limitless Combinations of Texture and Color.

Available in convenient 1 and 5 gallon pails, LaHabra Venetian Plaster comes ready to apply over interior drywall and smooth, plastered walls. Offering infinite possibilities for color and texture, it provides a durable and dramatic finish to suit any style or taste.


- Complement any existing décor with a selection of both standard and custom colors.
- Add a gold, silver or pewter metallic Venetian Plaster Topcoat to create a rich, dimensional look.
- Buff or polish with steel spatulas or metal trowels to create a hard, polished marble appearance.
- Apply LaHabra Venetian Plaster Topcoat to increase durability and water resistance.



Frutta Scura




Giallo Dorato




Lavanda




Legno Chiaro




Notte



Perla Bianca



Prato di Erba



Sabbia



Terracotta

These colors may vary depending on texture and application technique. For color verification, a sample in the color and texture should be made prior to ordering material. The contractor should provide a jobsite color sample prior to application.



Viola Rosata



It's easy to create the look of an old-world artisan finish with the LaHabra Venetian Plaster.



LaHabra Select Finishes are high-quality products that provide a truly unique appearance for interior and exterior applications. Because the effects they achieve are dependent on using specialized techniques, applicators are required to attend a product education seminar before installation.

# LaHabra Venetian Plaster Finish

## Description

Venetian Plaster is an interior acrylic Venetian plaster made with the highest quality ingredients. It is a unique decorative and protective coating designed for faux finishing, creating a polished, flat, pearlescent, metallic, or iridescent patina quickly and easily on walls, columns, and ceilings. Venetian Plaster provides dramatic results, high quality finishes and nearly endless design applications. It can simulate the visual effect of marble, granite and semi-precious stones with near infinite color variations.

## Uses

Use Venetian Plaster to create a faux finish, an old marble or granite look or an old world plaster look. Venetian Plaster can be applied over interior gypsum board and smooth plastered interior walls. Surfaces must be smooth and flat or skimmed with a leveling base coat or drywall compound to create a smooth, level surface.

## Advantages

- A finishing product that is easy to use.
- Versatility of designs beyond compare.
- Near infinite color selections to complement existing interiors.
- Elegant and sophisticated interior theme.

## Packaging

Venetian Plaster: 1 gallon and 5 gallon pails  
Venetian Plaster Topcoat: 1 gallon and 5 gallon pails

## Coverage

Venetian Plaster: 200-250 square feet per gallon  
Venetian Plaster Topcoat:  
Approximately 300-350 square feet per gallon

## Color/Texture

Venetian Plaster is available in 15 standard colors as well as custom colors and has endless texturing possibilities.

## Surface Preparation

Surfaces must be dry and free from dirt or loose materials. Prime all glossy surfaces with an acrylic-based primer (or any water based flat paint that adheres to the surface adequately). Never install on rough or uneven substrates. Interior drywall should be finished to a Level 5 finish.

## Mixing

Stir product thoroughly to ensure uniform color and consistency.

## Application

*LaHabra requires that all applicators attend an educational seminar on LaHabra Select Finishes. LaHabra recommends that the project owner or designer approve a job site mock-up of the application of this product. The mock-up should demonstrate the products' appearance under the conditions given by the project specification(s). Application techniques will vary but the most popular application tools are metal trowels and spatulas.*

1. Put product on a spatula or trowel and pull it tight to the wall.
2. Apply the first coat in a crosshatch manner thus skimming the wall with very thin coats. Since the material dries quickly, you can make your next pass in about 45 minutes.
3. Sand the surface lightly with 400-600 grit sandpaper, then apply the second coat in a similar manner to the first coat.
4. Apply texture, if applicable, in the third coat.
5. Polishing or burnishing can be done with steel spatulas, metal trowels, or a buffer to create the hard polished marble appearance. Sheen level is dependent on how much you polish or burnish.
6. Wax and other clear coats such as Venetian Plaster Topcoat may be applied, especially for areas that are exposed to moisture. Apply Venetian Plaster Topcoat using a flexible steel trowel, spatula or putty knife. Hold the trowel or putty knife at an angle, pulling and spreading a thin, even coat of the product across the surface, covering it completely. The topcoat may darken the color of the Venetian Plaster.

## Clean Up

Clean tools frequently using clean water.

## Maintenance

Use wax periodically to maintain color.

## Storage and Handling

Transport and store Venetian Plaster in closed, undamaged containers. DO NOT ALLOW TO FREEZE.

## Shelf Life

If the product remains in an unopened, undamaged, original sealed pail that is properly transported and stored, Venetian Plaster has a shelf life of up to 1 year.

## Cautions and Limitations

For interior use only. Recommended for structurally sound, clean, smooth substrates. Any area that has high moisture requires Venetian Plaster Topcoat. In case of contact with eyes, flush with clean water and seek medical attention if irritation persists. Use only when surface and air temperatures are above 40°F (4°C) during application and drying time. Do not allow to freeze until completely dry.

*Product Data Sheet: This information is designed to guide you and has been conscientiously compiled according to the latest state of our technology. No liability can be accepted in connection with the use of the product because of the great variety of applications and working conditions.*



## Corporate Office

**ParexLahabra, Inc.**  
4125 E. La Palma Ave., Suite 250  
Anaheim, CA 92807  
Telephone: 714-778-2266  
Toll Free: 877-LHSTUCCO  
Fax: 714-774-2079

## Plants

Riverside, CA  
French Camp, CA  
Albuquerque, NM  
Colorado Springs, CO  
San Antonio, TX  
Redan, GA  
Wilkes Barre, PA

## Warehouses

Anaheim, CA  
North Hollywood, CA



Email: [info@lahabrastucco.com](mailto:info@lahabrastucco.com)  
[lahabrastucco.com](http://lahabrastucco.com)